



Department of Commerce University of Delhi

Students' Experience Survey
Internal Quality Assurance Cell (IQAC)

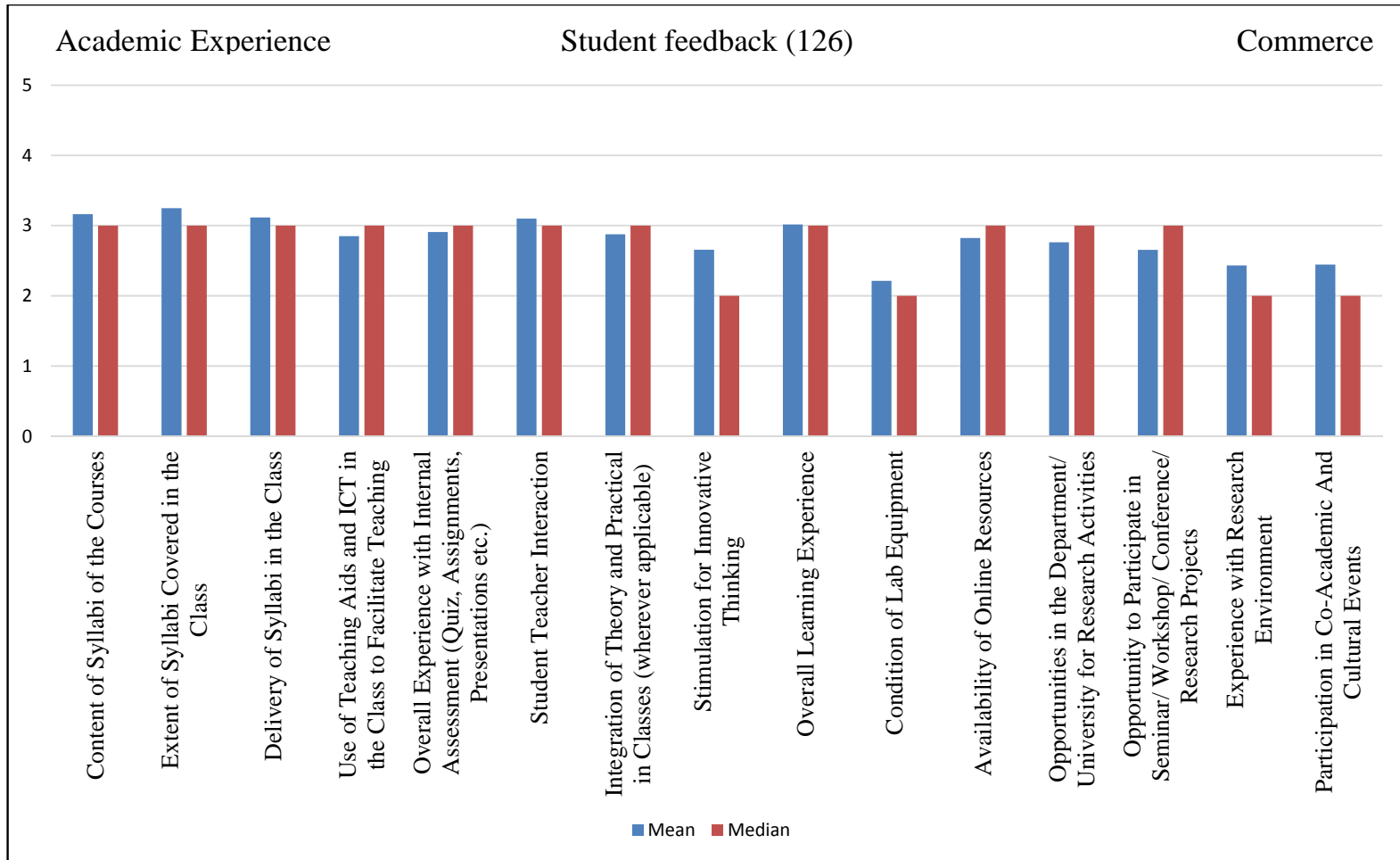
May-June 2016

Table of Contents

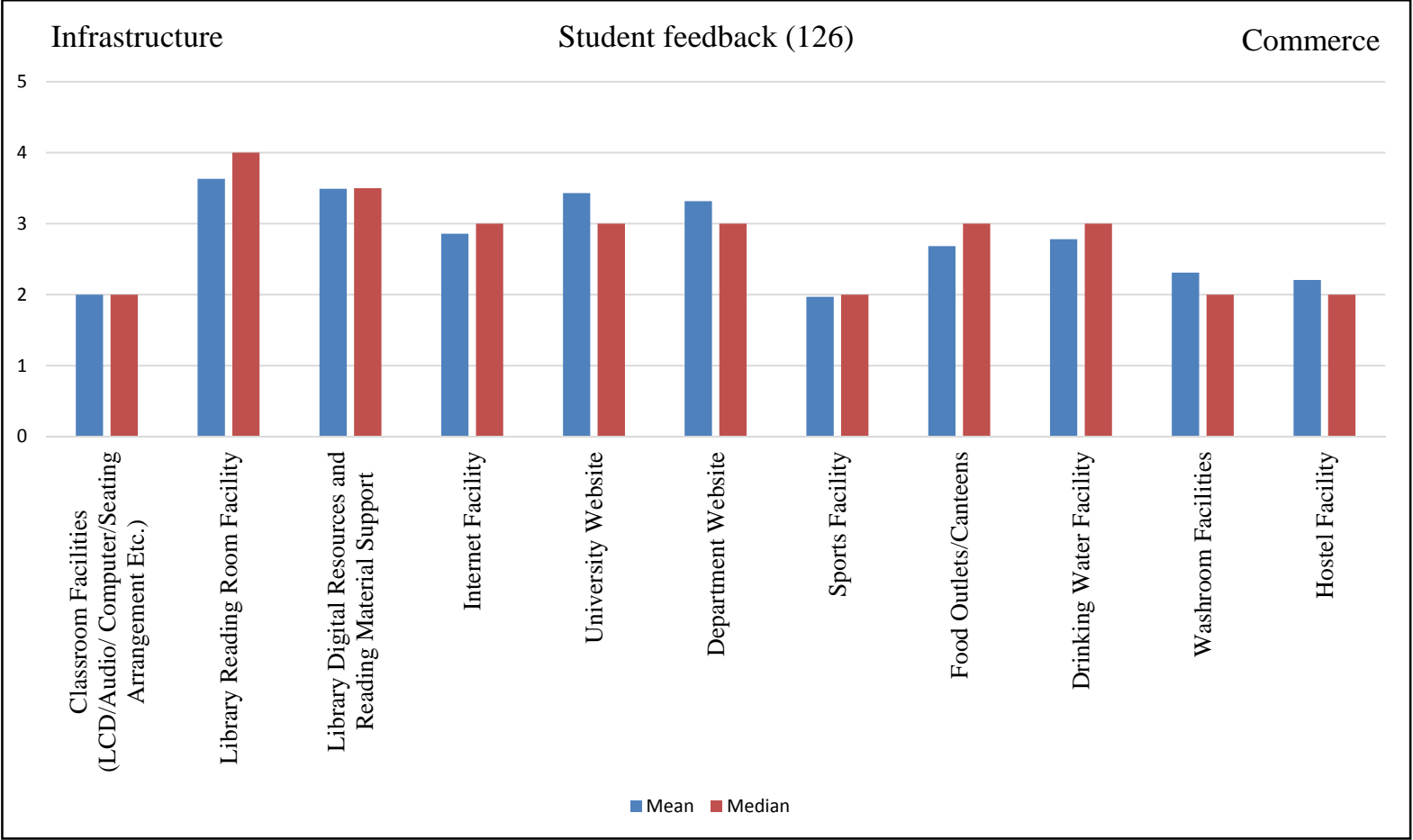
1.	Student Feedback: Bar Charts	
	<i>Academic Experience</i>	1
	<i>Infrastructure</i>	2
	<i>Support System</i>	3
	<i>Skills/Competencies Developed During Course of Study</i>	4
2.	Student Feedback (Arranged by Attendance): Bar Charts	
	<i>Academic Experience</i>	5
	<i>Infrastructure</i>	8
	<i>Support System</i>	11
	<i>Skills/Competencies Developed During Course of Study</i>	14
2.	Student Feedback: Pie Chart	
	<i>“Would you recommend this university to others?”</i>	17
3.	Table 1: Mean, Median, SD, Minimum, Maximum Value for Each Question	18
4.	Table 2: Frequency Distribution in Levels	21
5.	Table 3: Frequency Distribution in Percentage	24

Student Feedback

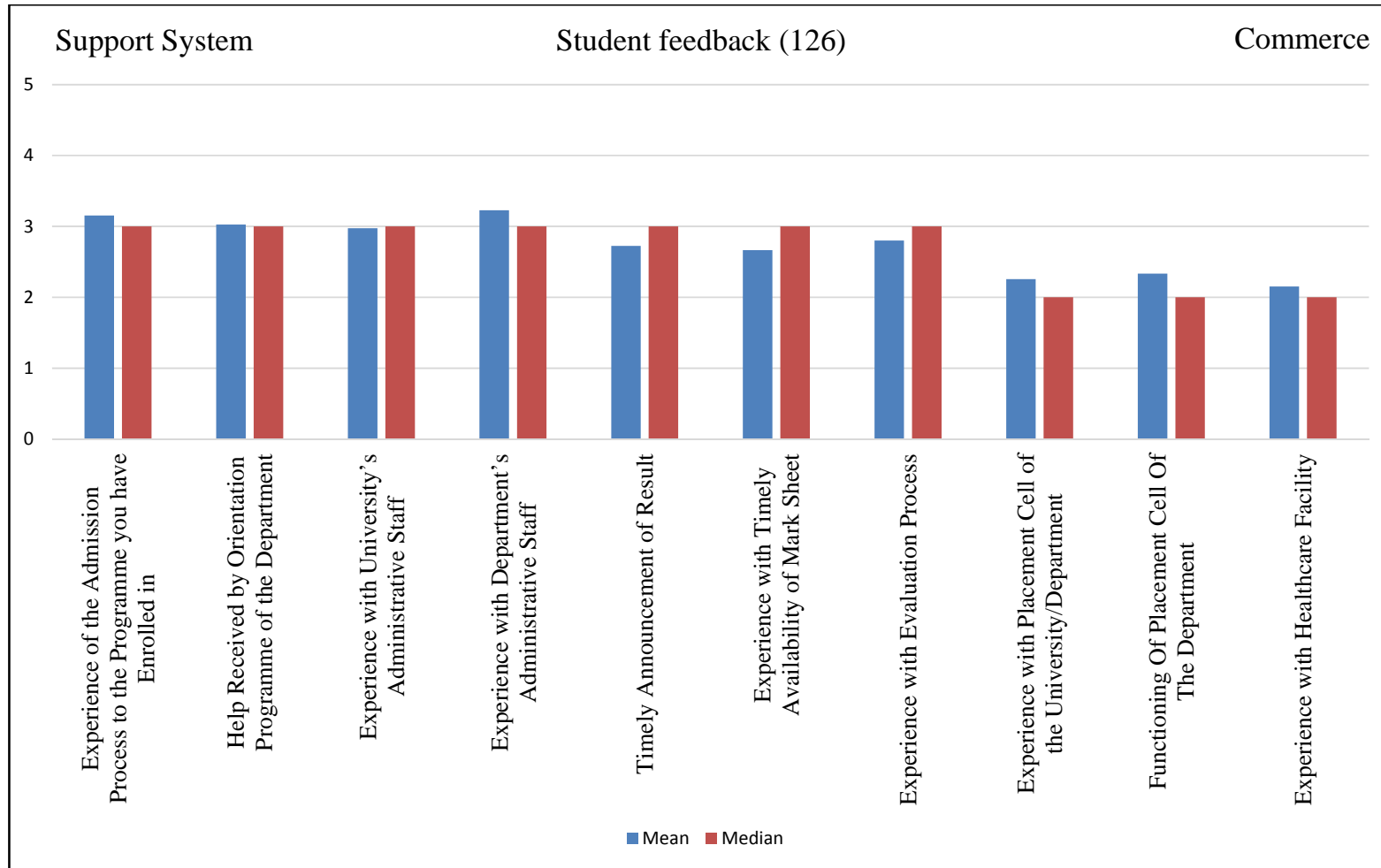
Academic Experience



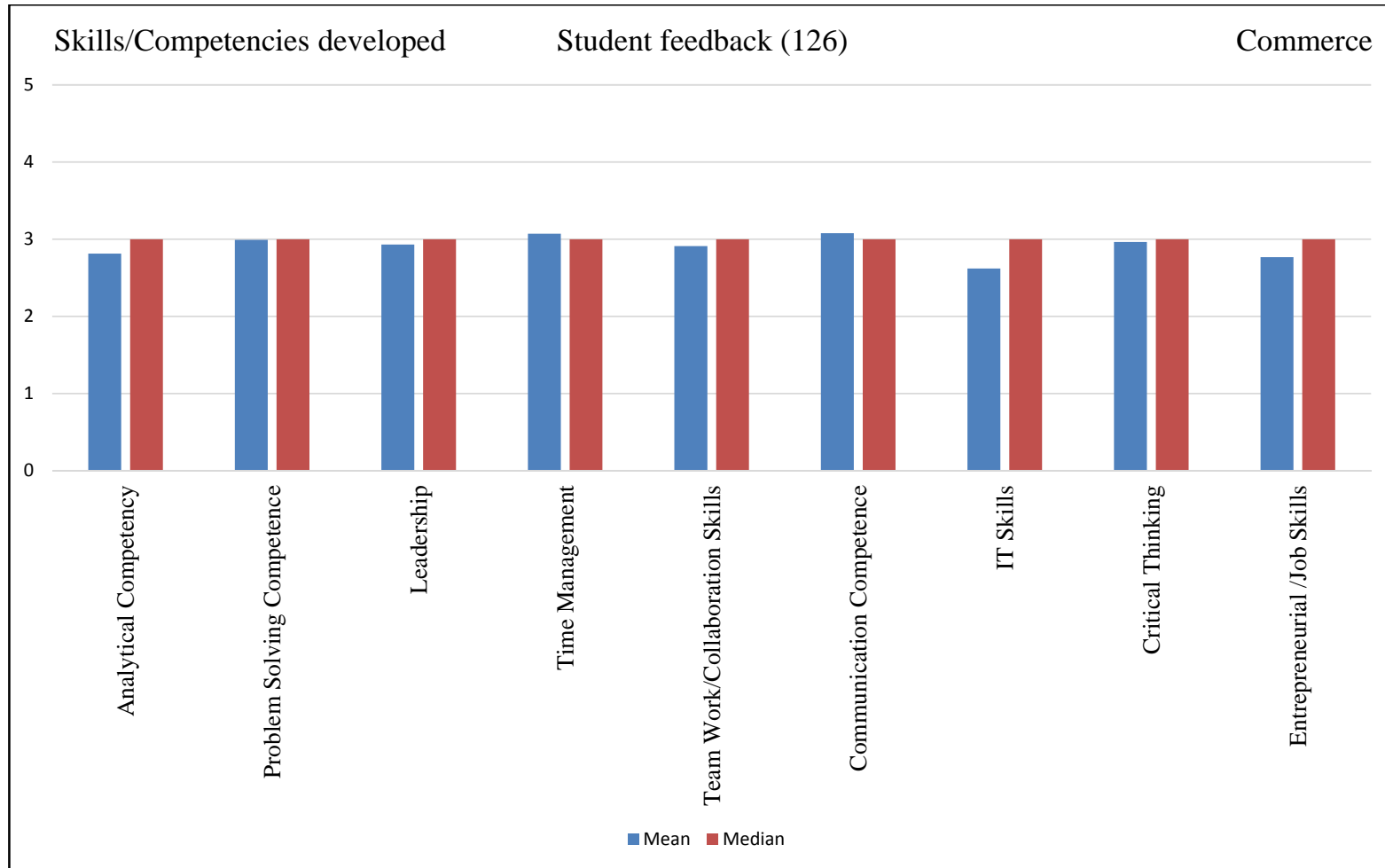
Infrastructure



Support System

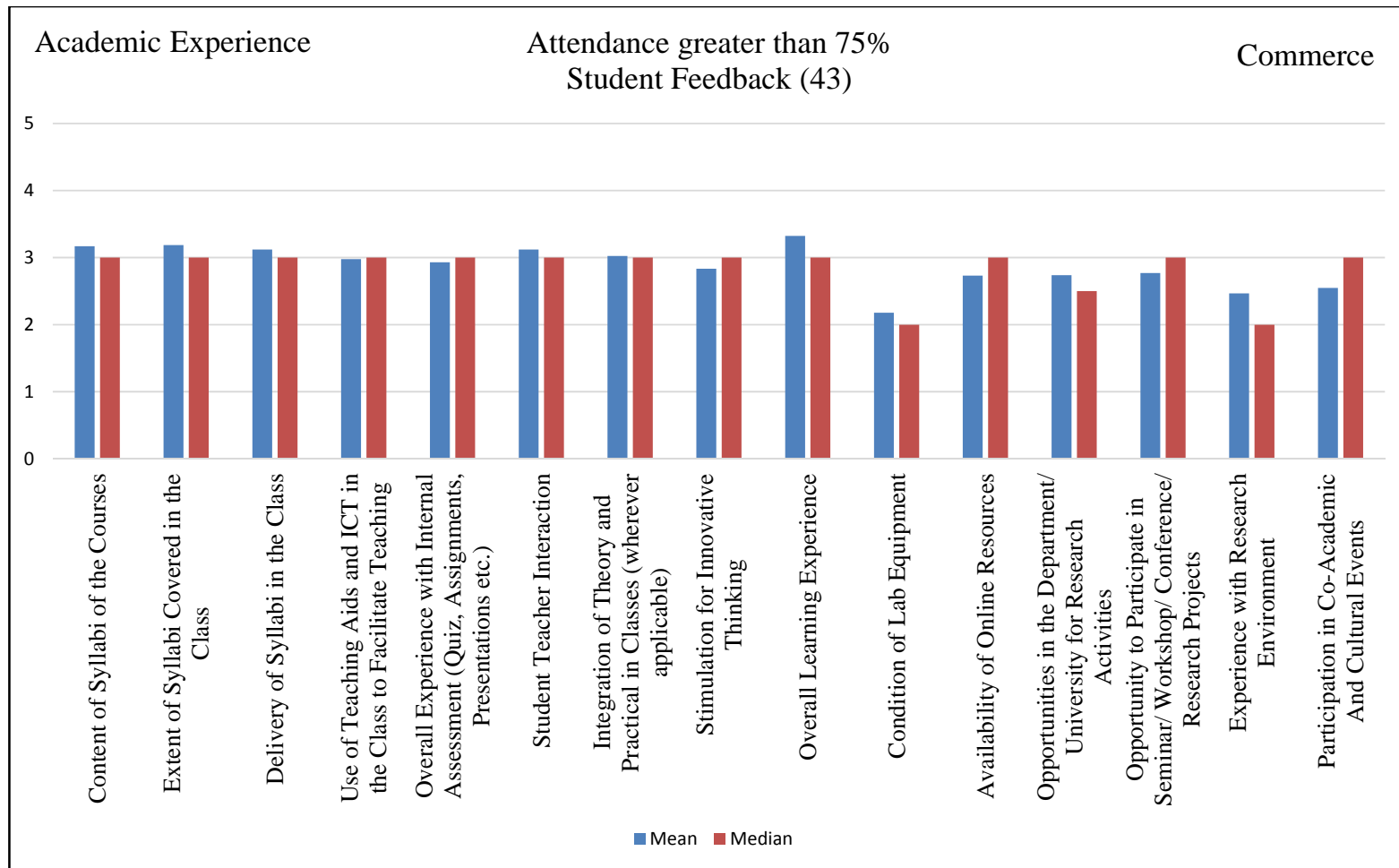


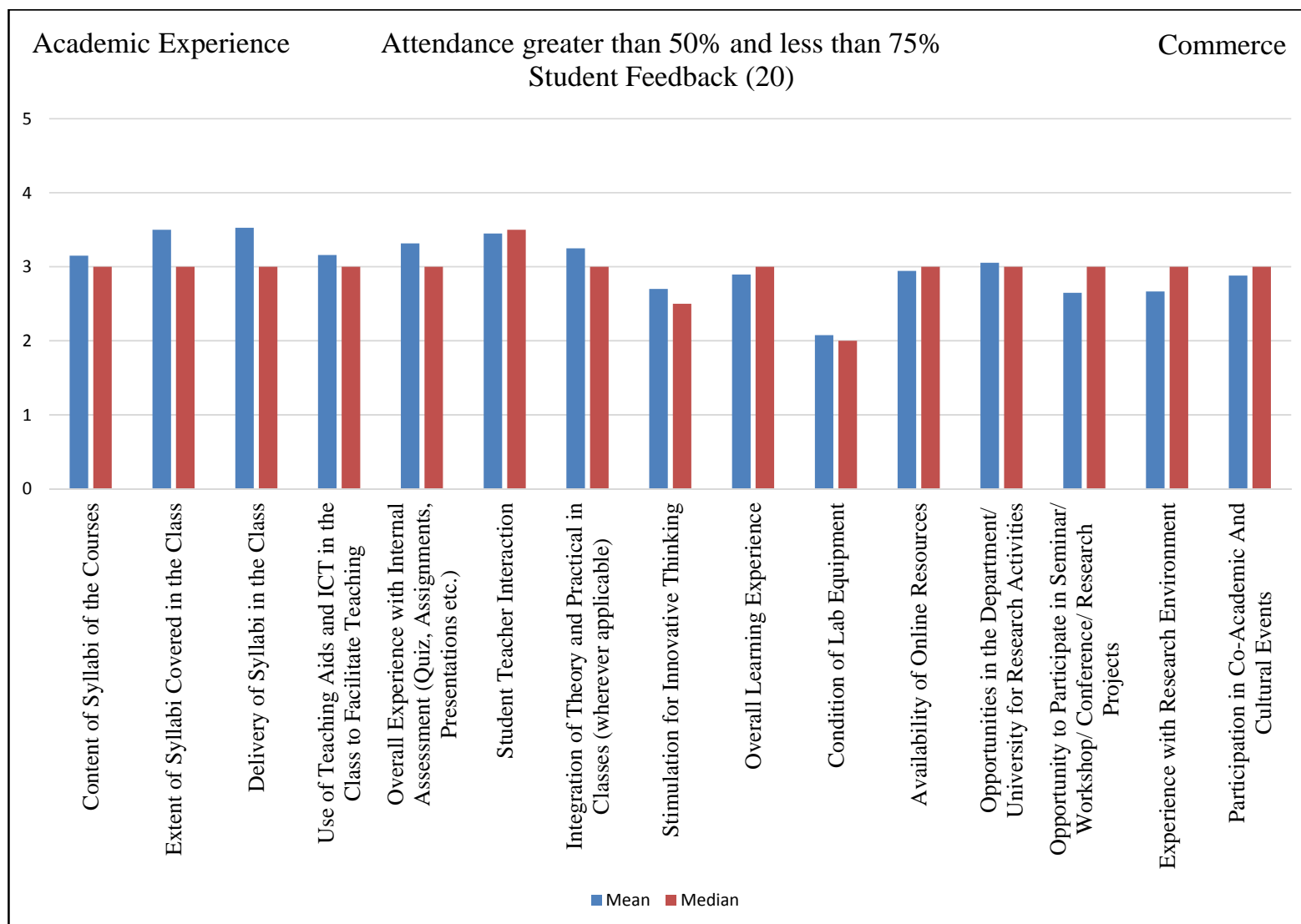
Skills/Competencies Developed During Course of Study

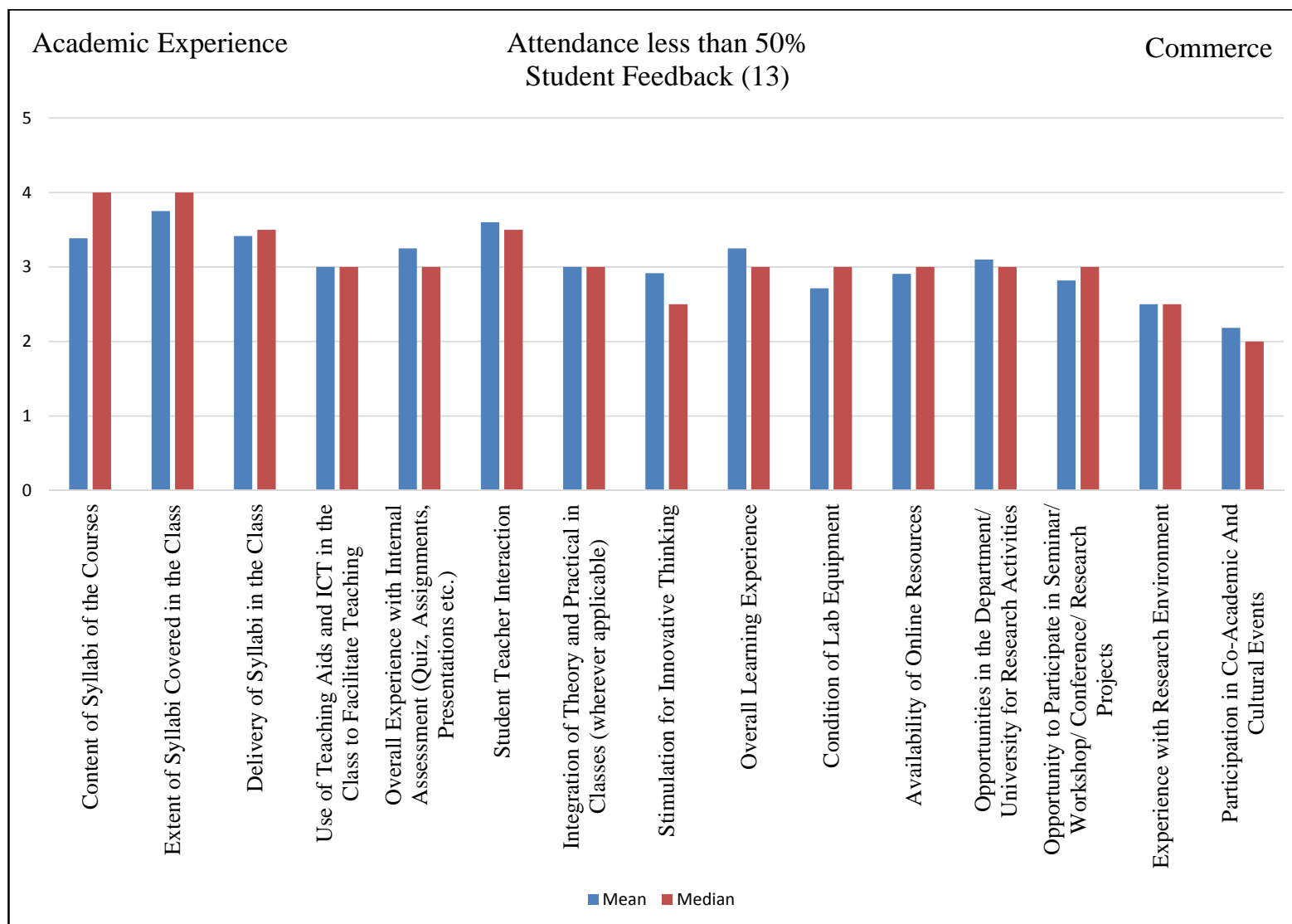


Student Feedback as per Attendance

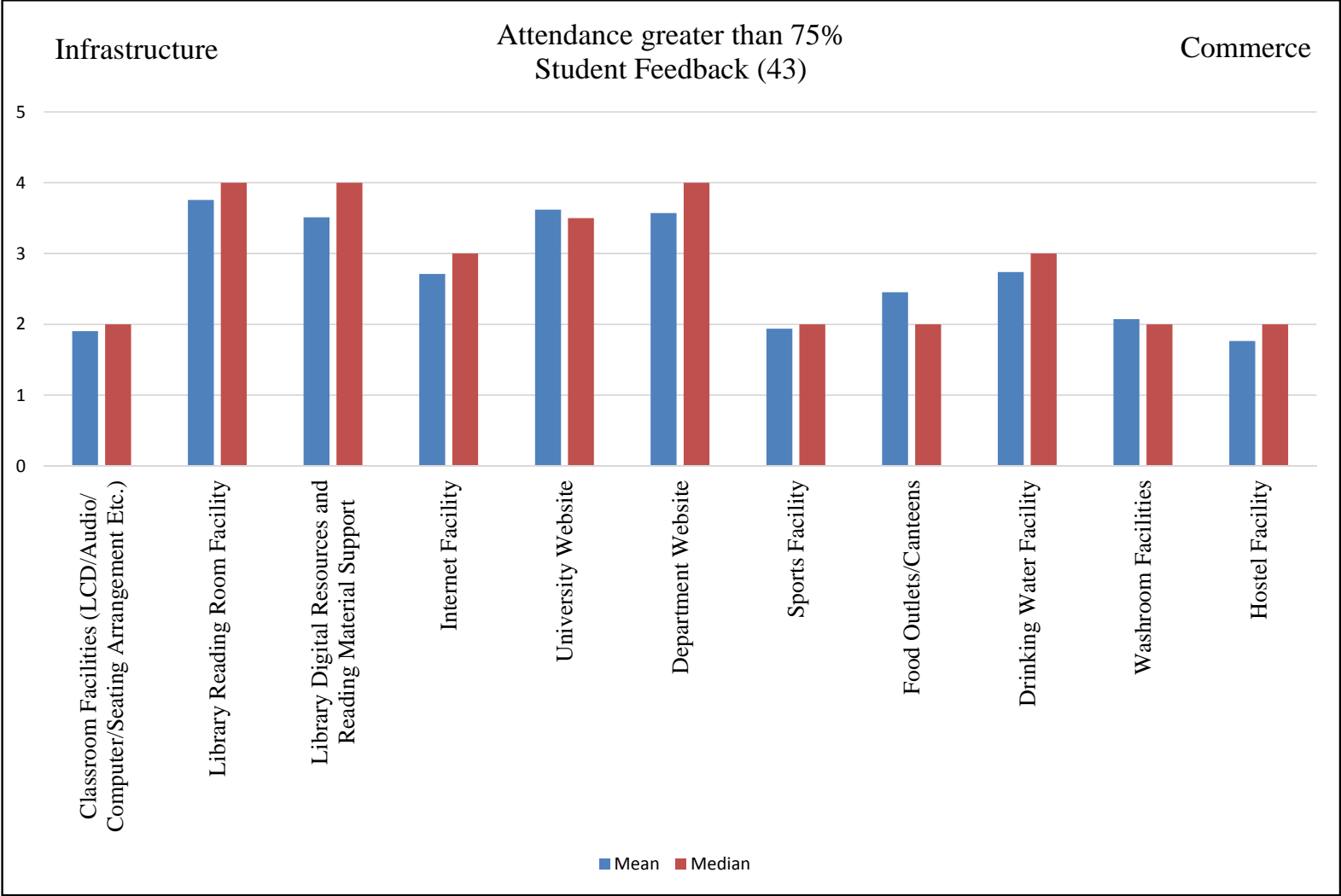
Academic Experience

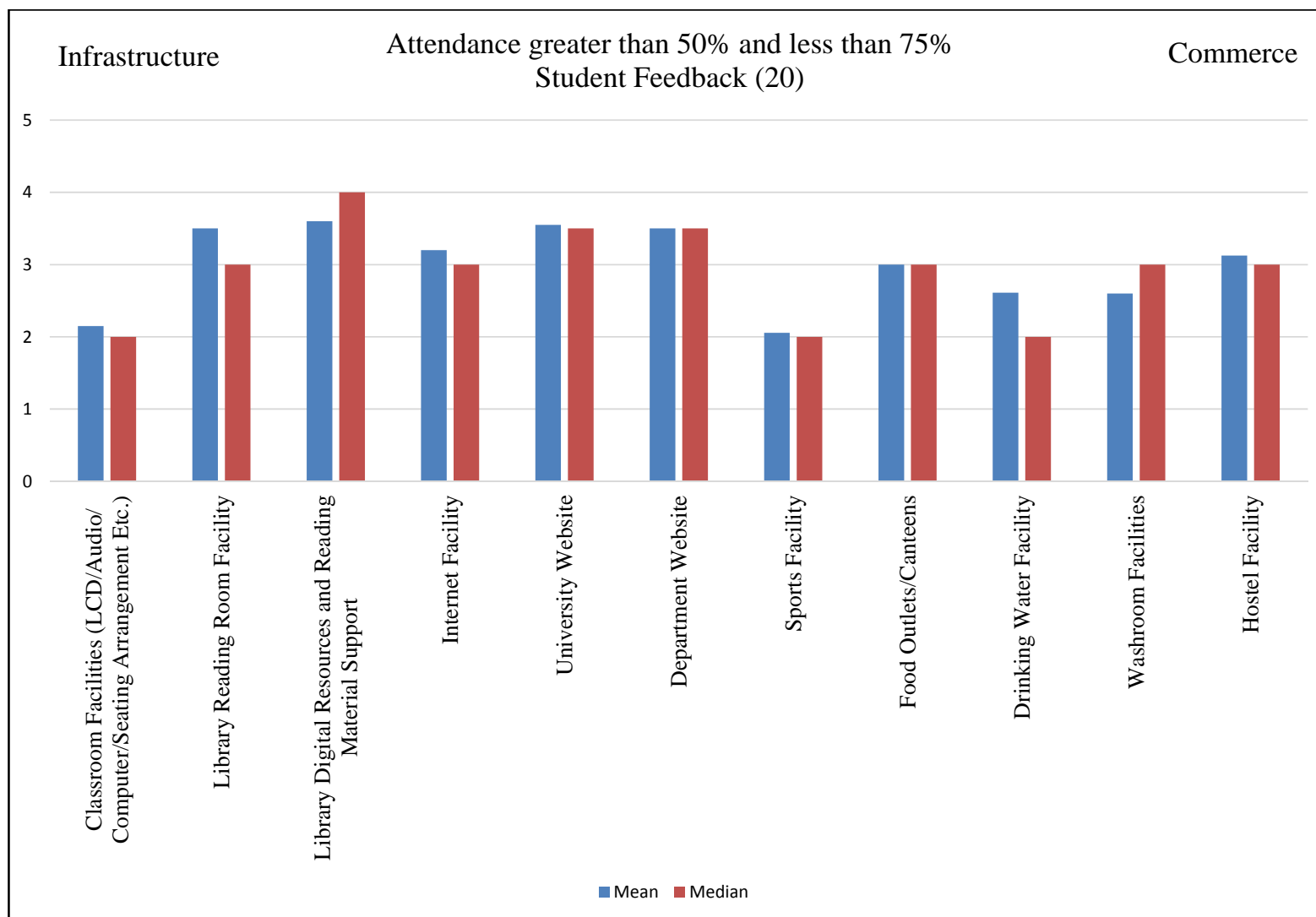


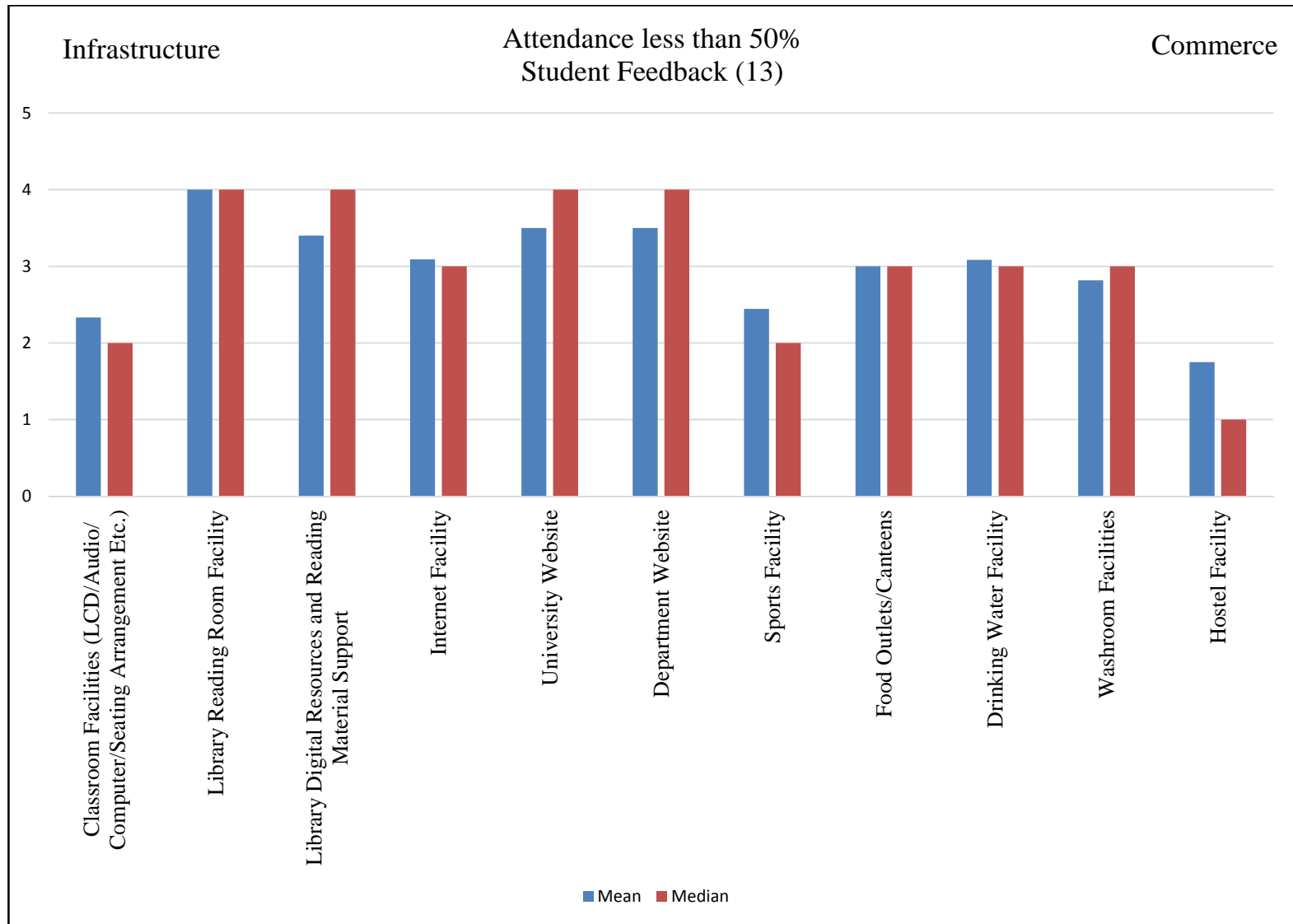




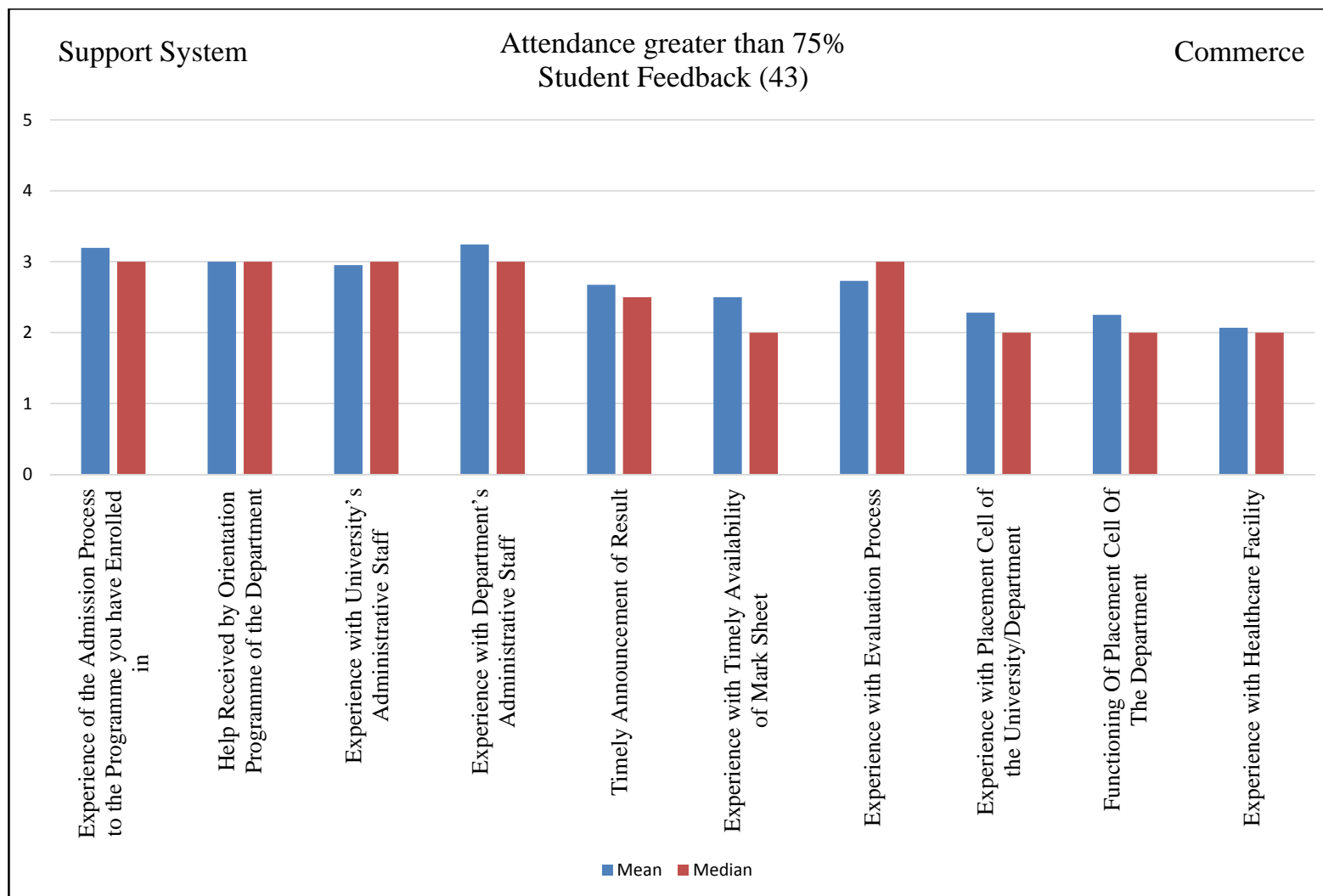
Infrastructure

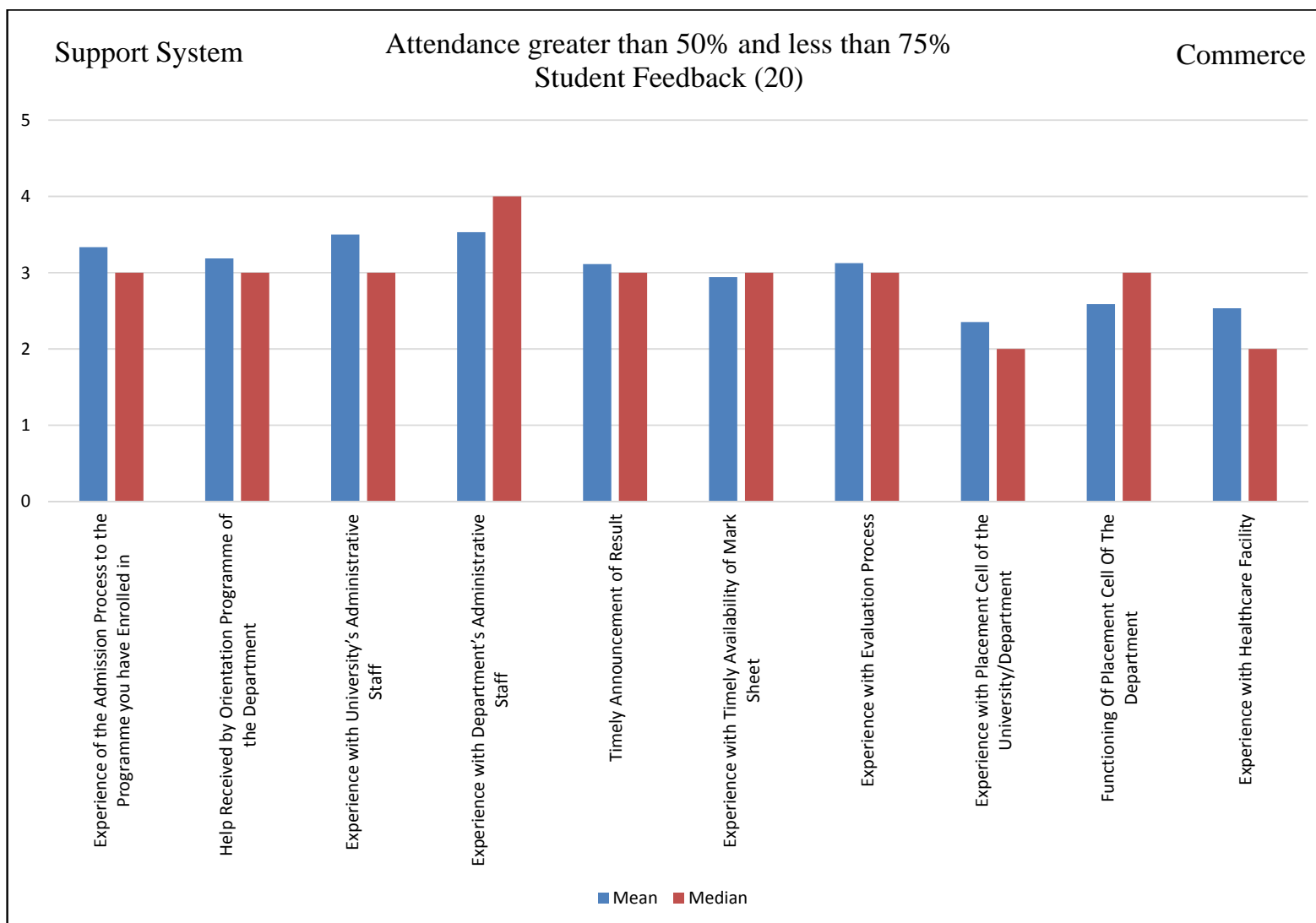


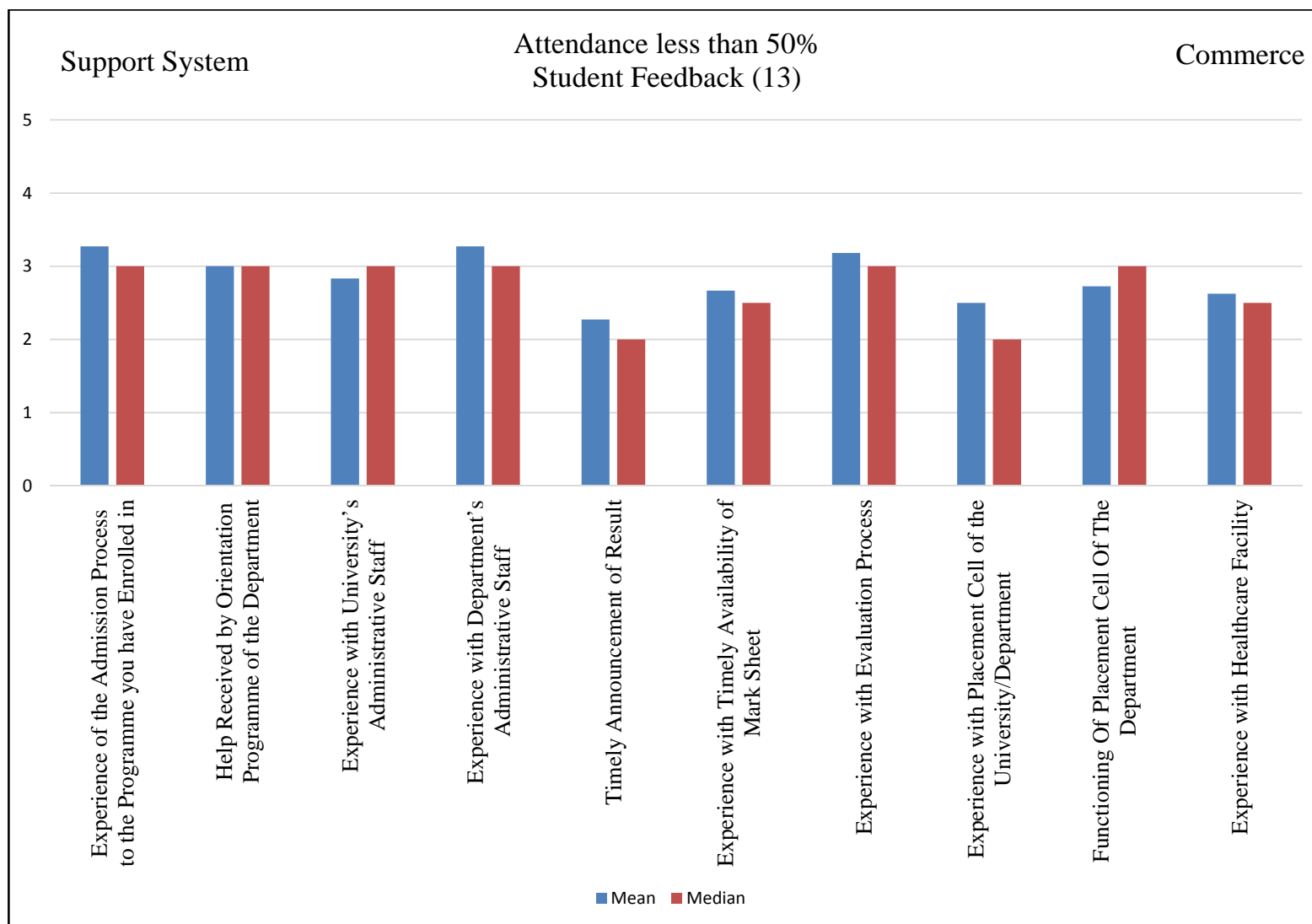




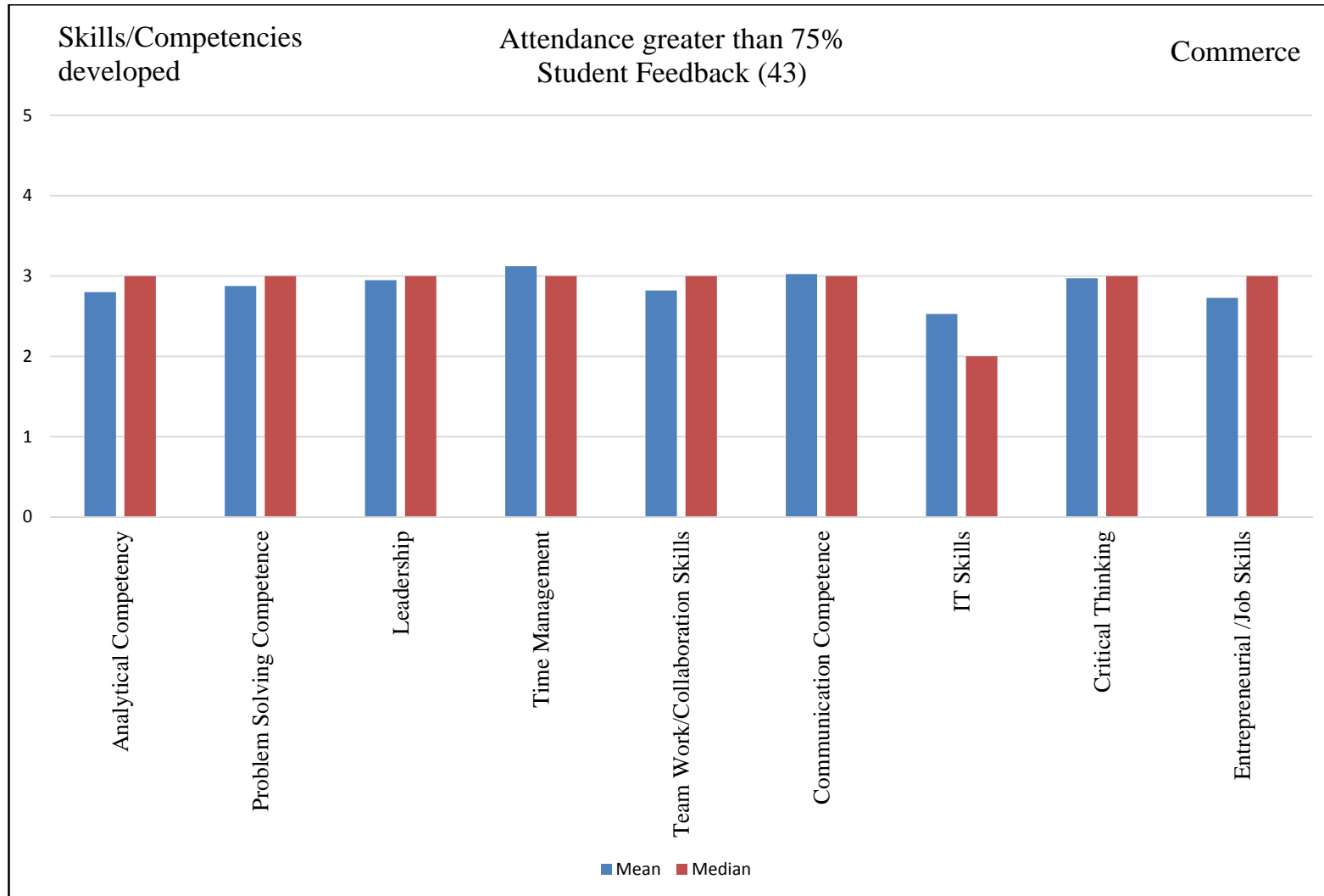
Support System

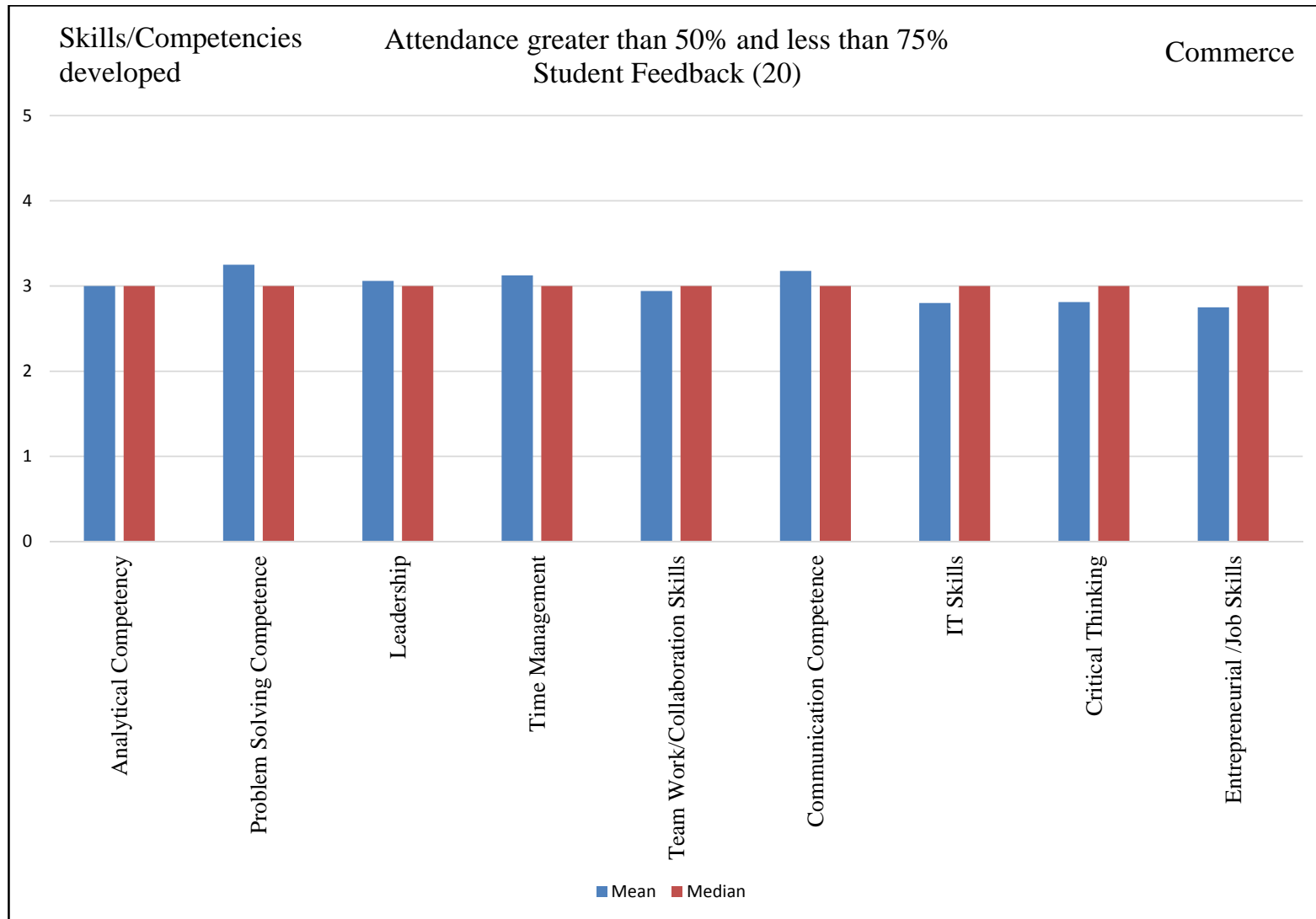


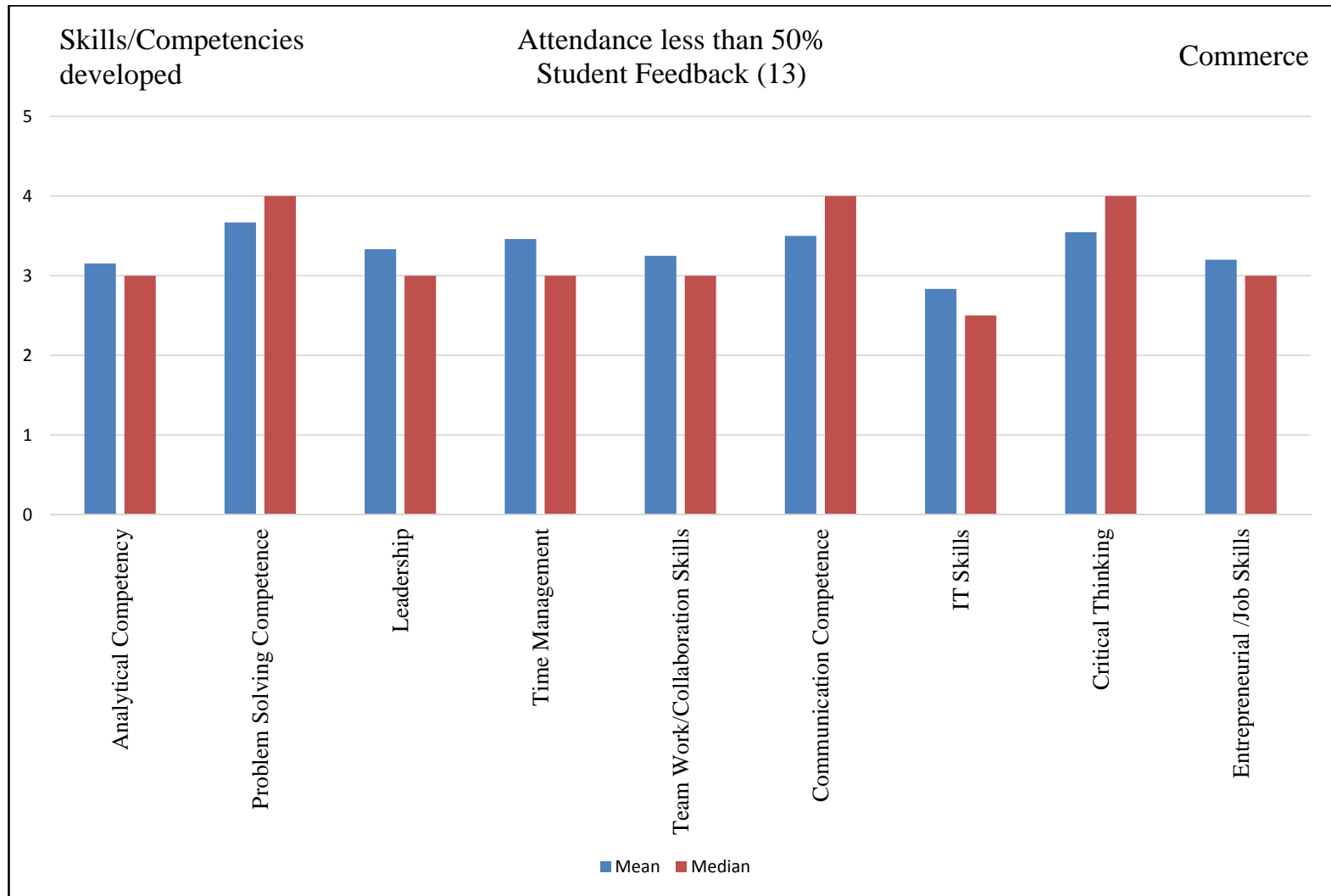




Skills/Competencies Developed during Course of Study







Student Feedback on “Would you recommend this university to others?”

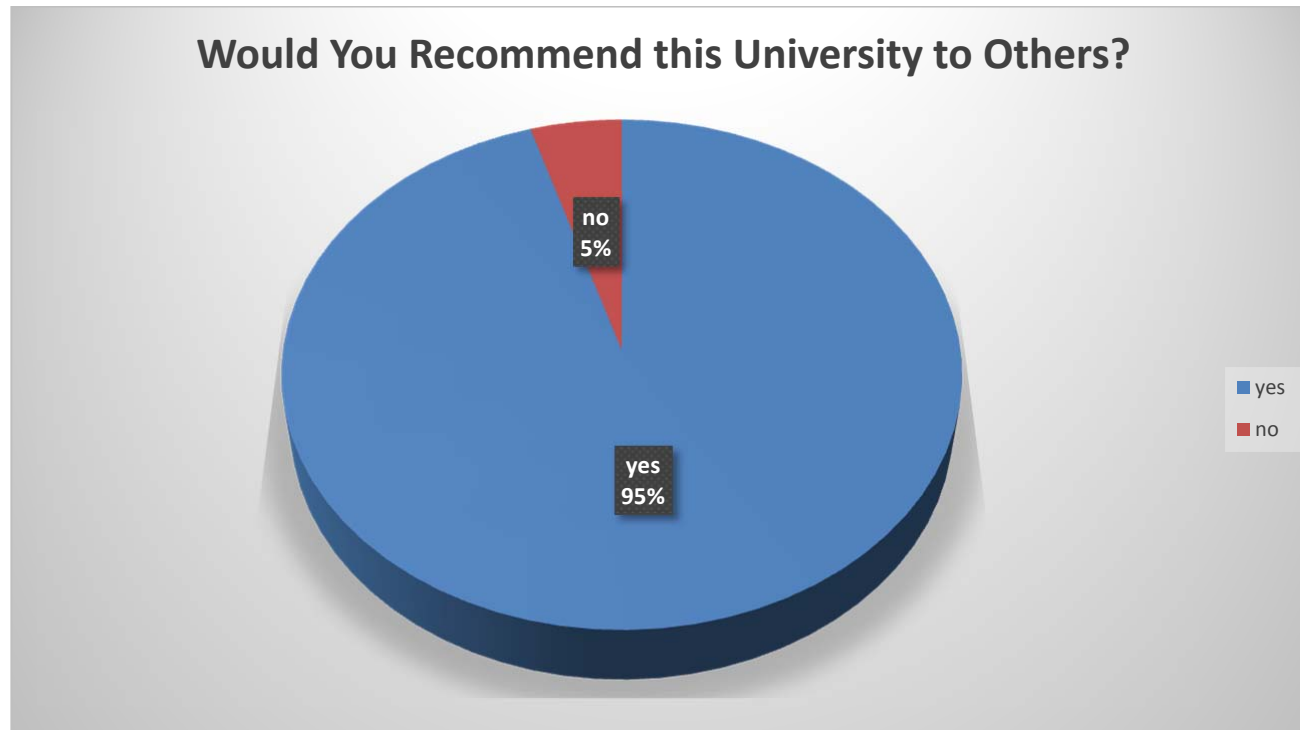


TABLE 1: Mean, Median, Standard Deviation, Minimum, Maximum Value for Each Question (N=126)

S.No	Category	Mean	Median	Standard Deviation	Minimum	Maximum
A.	Academic					
1	Content of Syllabi of the Courses	3.16	3	0.93	1	5
2	Extent of Syllabi Covered in the Class	3.25	3	0.90	1	5
3	Delivery of Syllabi in the Class	3.12	3	1.01	1	5
4	Use of Teaching Aids and ICT in the Class to Facilitate Teaching	2.85	3	0.99	1	5
5	Overall Experience with Internal Assessment (Quiz, Assignments, Presentations etc.)	2.91	3	0.90	1	5
6	Student Teacher Interaction	3.10	3	1.14	1	5
7	Integration of Theory and Practical in Classes (wherever applicable)	2.88	3	1.06	1	5
8	Stimulation for Innovative Thinking	2.66	2	1.16	1	5
9	Overall Learning Experience	3.02	3	0.97	1	5
10	Condition of Lab Equipment	2.21	2	1.02	1	5
11	Availability of Online Resources	2.82	3	1.20	1	5
12	Opportunities in the Department/ University for Research Activities	2.76	3	1.14	1	5
13	Opportunity to Participate in Seminar/ Workshop/ Conference/ Research Projects	2.65	3	1.11	1	5
14	Experience with Research Environment	2.43	2	1.06	1	5
15	Participation in Co-Academic And Cultural Events	2.45	2	1.23	1	5
	Overall	2.82				
B.	Infrastructure					
16	Classroom Facilities (LCD/Audio/ Computer/Seating Arrangement Etc.)	2.00	2	0.94	1	5
17	Library Reading Room Facility	3.63	4	1.19	1	5
18	Library Digital Resources and Reading Material Support	3.49	4	1.22	1	5
19	Internet Facility	2.86	3	1.30	1	5
20	University Website	3.43	3	1.03	1	5
21	Department Website	3.32	3	1.14	1	5

S.No	Category	Mean	Median	Standard Deviation	Minimum	Maximum
22	Sports Facility	1.97	2	1.10	1	5
23	Food Outlets/Canteens	2.68	3	1.05	1	5
24	Drinking Water Facility	2.78	3	1.17	1	5
25	Washroom Facilities	2.31	2	1.10	1	5
26	Hostel Facility	2.21	2	1.20	1	5
	Overall	2.79				
C.	Support System					
27	Experience of the Admission Process to the Programme you have Enrolled in	3.15	3	1.00	1	5
28	Help Received by Orientation Programme of the Department	3.03	3	1.12	1	5
29	Experience with University's Administrative Staff	2.97	3	1.09	1	5
30	Experience with Department's Administrative Staff	3.23	3	1.03	1	5
31	Timely Announcement of Result	2.72	3	1.10	1	5
32	Experience with Timely Availability of Mark Sheet	2.66	3	1.16	1	5
33	Experience with Evaluation Process	2.80	3	1.06	1	5
34	Experience with Placement Cell of the University/Department	2.26	2	1.06	1	5
35	Functioning Of Placement Cell Of The Department	2.33	2	1.11	1	5
36	Experience with Healthcare Facility	2.15	2	1.05	1	5
	Overall	2.73				
D.	Skills/Competencies Developed During Course of Study					
37	Analytical Competency	2.81	3	0.90	1	5
38	Problem Solving Competence	2.99	3	1.06	1	5
39	Leadership	2.93	3	1.02	1	5
40	Time Management	3.07	3	1.07	1	5
41	Team Work/Collaboration Skills	2.91	3	1.10	1	5
42	Communication Competence	3.08	3	1.09	1	5
43	IT Skills	2.62	3	1.08	1	5

S.No	Category	Mean	Median	Standard Deviation	Minimum	Maximum
44	Critical Thinking	2.96	3	1.09	1	5
45	Entrepreneurial /Job Skills	2.77	3	1.05	1	5
	Overall	2.91				
E.	Overall University Experience					
46	Your Overall Academic Experience	3.51	3	0.89	1	5

TABLE 2: Frequency Distribution in Levels (N=126)

S.No	Category	Below Average	Average	Good	Very Good	Excellent	Don't Know	Not Applicable
A.	Academic							
1	Content of Syllabi of the Courses	5	24	46	42	6	0	1
2	Extent of Syllabi Covered in the Class	1	25	51	36	11	1	1
3	Delivery of Syllabi in the Class	7	25	46	33	10	1	1
4	Use of Teaching Aids and ICT in the Class to Facilitate Teaching	11	33	42	31	3	0	1
5	Overall Experience with Internal Assessment (Quiz, Assignments, Presentations etc.)	8	27	57	24	4	1	2
6	Student Teacher Interaction	11	26	35	34	13	1	1
7	Integration of Theory and Practical in Classes (wherever applicable)	10	33	39	23	8	0	5
8	Stimulation for Innovative Thinking	18	46	28	20	10	0	1
9	Overall Learning Experience	6	30	49	28	8	0	1
10	Condition of Lab Equipment	20	29	19	4	3	6	26
11	Availability of Online Resources	19	19	43	14	12	3	3
12	Opportunities in the Department/ University for Research Activities	13	35	31	16	10	9	6
13	Opportunity to Participate in Seminar/ Workshop/ Conference/ Research Projects	17	37	35	16	8	5	2
14	Experience with Research Environment	17	33	26	7	5	11	13
15	Participation in Co-Academic And Cultural Events	25	27	26	7	9	3	9
B.	Infrastructure							
16	Classroom Facilities (LCD/Audio/ Computer/Seating Arrangement Etc.)	40	48	22	6	2	0	1
17	Library Reading Room Facility	6	12	32	25	34	5	6
18	Library Digital Resources and Reading Material Support	8	14	32	25	29	6	6

S.No	Category	Below Average	Average	Good	Very Good	Excellent	Don't Know	Not Applicable
19	Internet Facility	22	23	32	21	15	2	4
20	University Website	5	14	46	36	20	0	1
21	Department Website	9	17	42	31	21	0	1
22	Sports Facility	41	35	13	5	5	7	9
23	Food Outlets/Canteens	15	37	48	11	9	0	1
24	Drinking Water Facility	20	27	41	21	10	0	1
25	Washroom Facilities	33	37	33	11	5	0	1
26	Hostel Facility	20	19	10	5	4	16	35
C.	Support System							
27	Experience of the Admission Process to the Programme you have Enrolled in	4	24	54	20	15	2	2
28	Help Received by Orientation Programme of the Department	10	23	47	16	15	2	5
29	Experience with University's Administrative Staff	10	28	47	19	13	2	2
30	Experience with Department's Administrative Staff	6	19	46	29	14	1	1
31	Timely Announcement of Result	16	33	43	15	9	1	1
32	Experience with Timely Availability of Mark Sheet	20	34	37	15	10	3	1
33	Experience with Evaluation Process	11	35	38	19	8	5	2
34	Experience with Placement Cell of the University/Department	26	40	22	9	4	9	5
35	Functioning Of Placement Cell Of The Department	27	35	23	13	4	9	4
36	Experience with Healthcare Facility	26	33	19	4	4	17	10
D.	Skills/Competencies Developed During Course of Study							
37	Analytical Competency	8	29	56	14	5	2	2
38	Problem Solving Competence	11	22	45	25	9	1	2
39	Leadership	10	25	52	19	9	1	2
40	Time Management	9	24	42	28	11	1	1
41	Team Work/Collaboration Skills	13	25	44	21	10	2	1
42	Communication Competence	9	25	41	28	12	2	1

S.No	Category	Below Average	Average	Good	Very Good	Excellent	Don't Know	Not Applicable
43	IT Skills	16	31	34	13	6	7	3
44	Critical Thinking	10	27	36	25	9	4	2
45	Entrepreneurial /Job Skills	12	34	34	23	5	3	1
E.	Overall University Experience							
46	Your Overall Academic Experience	2	7	45	34	15	1	0

TABLE 3: Frequency Distribution in Percentage (N=126)

S.No	Category	Below Average	Average	Good	Very Good	Excellent	Don't Know	Not Applicable
A.	Academic							
1	Content of Syllabi of the Courses	4.03	19.35	37.10	33.87	4.84	0.00	0.81
2	Extent of Syllabi Covered in the Class	0.79	19.84	40.48	28.57	8.73	0.79	0.79
3	Delivery of Syllabi in the Class	5.69	20.33	37.40	26.83	8.13	0.81	0.81
4	Use of Teaching Aids and ICT in the Class to Facilitate Teaching	9.09	27.27	34.71	25.62	2.48	0.00	0.83
5	Overall Experience with Internal Assessment (Quiz, Assignments, Presentations etc.)	6.50	21.95	46.34	19.51	3.25	0.81	1.63
6	Student Teacher Interaction	9.09	21.49	28.93	28.10	10.74	0.83	0.83
7	Integration of Theory and Practical in Classes (wherever applicable)	8.47	27.97	33.05	19.49	6.78	0.00	4.24
8	Stimulation for Innovative Thinking	14.63	37.40	22.76	16.26	8.13	0.00	0.81
9	Overall Learning Experience	4.92	24.59	40.16	22.95	6.56	0.00	0.82
10	Condition of Lab Equipment	18.69	27.10	17.76	3.74	2.80	5.61	24.30
11	Availability of Online Resources	16.81	16.81	38.05	12.39	10.62	2.65	2.65
12	Opportunities in the Department/ University for Research Activities	10.83	29.17	25.83	13.33	8.33	7.50	5.00
13	Opportunity to Participate in Seminar/ Workshop/ Conference/ Research Projects	14.17	30.83	29.17	13.33	6.67	4.17	1.67
14	Experience with Research Environment	15.18	29.46	23.21	6.25	4.46	9.82	11.61
15	Participation in Co-Academic And Cultural Events	23.58	25.47	24.53	6.60	8.49	2.83	8.49
B.	Infrastructure							
16	Classroom Facilities (LCD/Audio/ Computer/Seating Arrangement Etc.)	33.61	40.34	18.49	5.04	1.68	0.00	0.84
17	Library Reading Room Facility	5.00	10.00	26.67	20.83	28.33	4.17	5.00
18	Library Digital Resources and Reading Material Support	6.67	11.67	26.67	20.83	24.17	5.00	5.00
19	Internet Facility	18.49	19.33	26.89	17.65	12.61	1.68	3.36

S.No	Category	Below Average	Average	Good	Very Good	Excellent	Don't Know	Not Applicable
20	University Website	4.10	11.48	37.70	29.51	16.39	0.00	0.82
21	Department Website	7.44	14.05	34.71	25.62	17.36	0.00	0.83
22	Sports Facility	35.65	30.43	11.30	4.35	4.35	6.09	7.83
23	Food Outlets/Canteens	12.40	30.58	39.67	9.09	7.44	0.00	0.83
24	Drinking Water Facility	16.67	22.50	34.17	17.50	8.33	0.00	0.83
25	Washroom Facilities	27.50	30.83	27.50	9.17	4.17	0.00	0.83
26	Hostel Facility	18.35	17.43	9.17	4.59	3.67	14.68	32.11
C.	Support System							
27	Experience of the Admission Process to the Programme you have Enrolled in	3.31	19.83	44.63	16.53	12.40	1.65	1.65
28	Help Received by Orientation Programme of the Department	8.47	19.49	39.83	13.56	12.71	1.69	4.24
29	Experience with University's Administrative Staff	8.26	23.14	38.84	15.70	10.74	1.65	1.65
30	Experience with Department's Administrative Staff	5.17	16.38	39.66	25.00	12.07	0.86	0.86
31	Timely Announcement of Result	13.56	27.97	36.44	12.71	7.63	0.85	0.85
32	Experience with Timely Availability of Mark Sheet	16.67	28.33	30.83	12.50	8.33	2.50	0.83
33	Experience with Evaluation Process	9.32	29.66	32.20	16.10	6.78	4.24	1.69
34	Experience with Placement Cell of the University/Department	22.61	34.78	19.13	7.83	3.48	7.83	4.35
35	Functioning Of Placement Cell Of The Department	23.48	30.43	20.00	11.30	3.48	7.83	3.48
36	Experience with Healthcare Facility	23.01	29.20	16.81	3.54	3.54	15.04	8.85
D.	Skills/ Competencies Developed During Course of Study							
37	Analytical Competency	6.90	25.00	48.28	12.07	4.31	1.72	1.72
38	Problem Solving Competence	9.57	19.13	39.13	21.74	7.83	0.87	1.74
39	Leadership	8.47	21.19	44.07	16.10	7.63	0.85	1.69
40	Time Management	7.76	20.69	36.21	24.14	9.48	0.86	0.86
41	Team Work/Collaboration Skills	11.21	21.55	37.93	18.10	8.62	1.72	0.86
42	Communication Competence	7.63	21.19	34.75	23.73	10.17	1.69	0.85
43	IT Skills	14.55	28.18	30.91	11.82	5.45	6.36	2.73

S.No	Category	Below Average	Average	Good	Very Good	Excellent	Don't Know	Not Applicable
44	Critical Thinking	8.85	23.89	31.86	22.12	7.96	3.54	1.77
45	Entrepreneurial /Job Skills	10.71	30.36	30.36	20.54	4.46	2.68	0.89
E.	Overall University Experience							
46	Your Overall Academic Experience	1.92	6.73	43.27	32.69	14.42	0.96	0.00